


ECHOES FROM THE “BAT” CAVE



August - Barbara Dill

May-July 2021
Volume 16, Numbers 8-9

Barbara Dill was the presenter for the August BAT meeting. Barbara has been exploring the forms capable with multi axis turning since 2006.



Her website, barbaradill.com is a great resource for anyone interested in exploring the possibilities of multi axis turning. She has also published a book, Multi-Axis Spindle Turning, and has a YouTube channel for anyone interested exploring all aspects of the topic.



All multi axis turning starts by defining the axis.

Using a numbering system on both ends of the piece, as shown to the right, is the place to start. Writing down the axis pairs (with headstock number first) helps stay consistent.



Barbara explains the possibilities much better than I could ever, but there are many ways of varying the shape. The axis shown to the right are labeled in parallel and can be as paired in twisted form; 1-2, 2-3, 3-1 - or - 1-3, 3-2, 2-1 (opposite twist direction). Here the twisted axis are 120 degrees apart.

The axis twist can be arranged so it is less than 120 degrees. By rotating the location of all points on one end of the piece by 60 degrees, the same pairing of axis results in a gentler twist.

There are two other factors that also affect the appearance of the piece. The length of the piece has a dramatic effect on the overall appearance. Also the relative distance from the center line of the piece to the axis has a great affect. Imagine if the headstock was on the center line and the tail stock was turned at each of the three points. The tailstock end of the piece would be three sided, while the headstock would be circular.

2021 Officers

President

Bruce Lamb

Vice President

James Crane

Treasurer

Pete Johnson

Secretary/

Newsletter

Scott Bleakney

Webmaster

Dave Maidt

Librarian

Tom Szarek

Mentoring

Chuck Cohen

Program Director

Richard Hill

PR/Membership

Barry Woolf



August - Barbara Dill(continued)

Barbara demonstrated the steps for making a Rude Osolnic inspired candlestick with Barbara's signature multi axis twist. Examples of Rude's candlesticks are shown on the right. Barbara's adaptation of this is shown below left.



Please refer to the video of Barbara's demonstration on the BAT website for the detailed steps.

I particularly enjoyed her demonstration of creating candle cups from end caps for copper pipe.



September - Club Show and Tell

The September meeting was a member Show and Tell. Thank you to all who participated in the event. It's nice to see increased participation with each Show and Tell meeting. I captured the photos as best I could from the recording of the meeting. I tried to get an image of as many of the pieces I could.

Don Keefer: Manhole Cover Box



Barry Woolf: Walnut Plate and Maple Bobbins




September - (continued)

Ed Cohen: Maple bowl w/ marbled rim, camphor burl bowl, cherry bowl



Chuck Cohen: Hand painted Sycamore vase, Walnut and Sapele Saturn bowl, and a Cocobolo and Epoxy box.



Ron Ford: Sapele, White Oak, and Wenge bowl, Cherry carved hollow form, Oak burl hollow form, and a "Patchwork Bowl".



Bruce Lamb: Burl and Epoxy bowls and multi-axis candle sticks.



September - (continued)

Chris Barron: Wood and epoxy pencil, and pool queue pen



Bob Pegram: Maple and Burl bowl



Jim Oliver: Apoxy Sculpt Eggs, and Osage Orange vase w/ Apoxy base




Joe Heinlein: Osage Orange bowl, and Yin-Yang bowls



September - (continued)

Andy Arconti: Soccer ball, pierced Cherry vase, multi-axis candle stick, segmented and carved hollow form



Jim Goulden: First bowl



Julie Gilliam: Bowl, Maple burl and acrylic ring, Maple burl and acrylic pencil, and pens.



Turning for Troops



The Baltimore Turners Club has taken on a worthwhile and thoughtful service project for this year: turning pens for the troops. These pens are made and given to active duty service people and also to those in VA hospitals. I am sure that most members of our group have children or relatives and friends in military service. We can honor these brave people by giving of our time to make them a gift that will both last a long time and also show that someone cares about their service.

As part of our last BAT "Pens for the Troops" drive, members turned over 1200 pens. Covid and the lack of in-person meetings has curtailed our 2021 efforts to distribute pen kits as well as to collect finished pens.

We are very close to our 2021 goal of 1,000 pens. For anyone that has received kits, please try and return any finish pens as soon as possible. Every pen makes a difference!

Anyone can drop off finished pens as well as pick up additional kits from Tom & Lori Szarek in Dundalk (410- 285-4599) or from Barry Woolf in Fallston (410-879-1654.)

If you are not able to come to one of us, please call and we will make arrangements to get to you.

Sincerely,

Tom Szarek

Membership Committee

Covid has made 2021 a unique year, adding stress, uncertainties and challenges to all of our lives. For me, especially as a "new" turner with limited time, BAT membership has been indispensable to my skills progress. I know I can rely on my newly acquired BAT friends for advice, ideas, and when needed, a gentle push to get back to the lathe.

Despite coming from all over the state, diverse backgrounds, etc. we share a common love of turning. We enjoy turning wood into useful and beautiful objects.

Assisting Tom with our BAT "Turning for the Troops" pen drive, I saw some truly unique pens. Watching our "Show & Tell" meetings, one can't help but be impressed by our member's skill and ingenuity. In speaking with members, I learned how they got the effects they got, what kind of wood they used and why. I found our members eager to share their successes, procedures, ideas, and especially advice on how to avoid pitfalls. A few even shared ideas on how to improve on what they had done. **I hope your BAT experiences have been equally positive.**

Comparing newsletters from various clubs, Scott's 'From the BAT Cave' newsletters are outstanding.

Thanks to over 30 of our members, our 2021 "Turning for the Troops" pen drive is closing in on our 1,000-

Membership (continued)



pen goal. Several of our members have purchased, turned, and donated their own pen kits.

We have had two outstanding demos by members Ed & Andy. With the number of excellent BAT Turners, we hope to assist other members in preparing demonstrations for 2022.

Kudos to Alan, Bruce, and Paul. They have and continue to invest an immense amount of time and energy updating our AV set-up. While the improvements are ongoing, the goal is to give Zoom attendees an experience as close as possible to being in the room at Boumi.

Chuck reports that many of our new, as well as experienced turners, have and are taking advantage of his offer of free instruction. BAT's mission is educational, whatever your skill level. We have members willing to help you investigate new techniques.

Our current membership of 84 is a BAT record. We have gained 12 new members so far in 2021. Our Facebook page (open to all,) and webpage, (with member only areas) offers an easy way to pay dues via PayPal. We are making it easier for those interested in turning to find us and become members. (Thanks David!)

Which brings me to the topic of this message. It is that time of year. **Our 2022 membership drive has begun.**

Despite the investments BAT is making for AV upgrades and for the planned replacement of our small lathes (used for both in house training and away demos,) the Board voted **not** to increase dues for 2022.

Are you taking full advantage of your BAT membership?

There are many members-only discounts, and perks. To be eligible for these, your BAT membership must be current. As a recent past president repeatedly stated: ***"If you are doing woodturning, or any form of woodworking, these alone will more than pay for your annual membership."***

You must be a current member of BAT to qualify for these discounts! (Thanks Ron)

They include:

[Hartville Tool](#) – 15% off plus free shipping

[Penn State Industries](#)– 10% discount off all items

[Klingspor Woodworking Shop](#) – 10% discount on all non-powered merchandise in catalog

[Mark Supik Woodturning classes](#) - \$20 off a class registration

[Exotic Lumber](#) (Annapolis and Frederick) – 10% off

[Freestate Lumber](#) (Timonium) – 10% off

[Colonial Hardwoods](#) (Springfield, VA) – 10% off

[Taylor Toolworks](#) (Columbia, MO) – purchases of \$50 or more will receive a 10% discount

- Several times in the past year, we have had members who know of trees down and generously offer [free turning stock](#).

Membership (continued)



To rejoin or renew:

BAT membership expires in December and must be renewed annually.

While they offer the same benefits, please keep in mind that there are two levels of membership. Our 'Standard' membership fee is \$25.00. For those of you who are able and interested in sharing your financial resources and further support BAT, we also have the "Century Club" level at a \$100 annual fee. We are grateful to those who have made this commitment, which has greatly aided us in providing additional resources to enhance our offerings. ***Your support at either level is greatly appreciated!!*** Regardless of which you choose, please use the 'joining' link on our website or go directly to:

<https://baltimoreareeturners.org/new/joining-bat/>

Using the website, you can update your contact information by filling out the membership application as well as pay your 2022 dues.

Alternatively, you can send a check for \$25 (Standard) or \$100 (Century Club), **made out to BAT**, to Barry Woolf, 1301 Malus Court Fallston, Maryland 21047. Please include your contact information.

All who joined BAT after September, 1 2021 are automatically renewed for 2022.

Questions: bmoreareturners@gmail.com or Woolfphoto1@comcast.net

We send updated membership lists to Vendors January and June 1st. Please renew before then.

Thank you,

Barry Woolf – on behalf of our Board and Membership Committee

BAT Mentoring



Please know that free mentoring is available to all paid members. This is a great opportunity to get some one on one expert advice on any questions, problems or other issues you may have in relation to your turnings. So if you're frustrated, unhappy or just not completely satisfied with your turnings this your chance to get help. Our experienced mentors can help you with all aspects of wood turning. Whether it's basic bowl turning, hollow forms, spindle work, sharpening, sanding, embellishments, etc.

No question or problem is too small. In just one free, 3-4 hour session you could take your work to an entirely new level. The sessions are also relatively anonymous. Only I, the mentor, and you will know. So please at the next meeting take this wonderful opportunity to fill out a mentoring request form. Participants must be fully vaccinated for in person mentoring sessions.

Thank you,

Chuck Cohen
Mentoring

What's on Tap?

The November meeting will be a demonstration by Richard Findley.

Richard is a full time professional turner who lives in Leicestershire England. He has been involved in woodworking since leaving school in 1996 at the age of 16. He has been a full time woodturner since 2010.

You can find out more about Richard by visiting his website (<https://turnersworkshop.co.uk>). Richard will be demonstrating the process of turning a lamp for the club.



Interested in sharing a tool, technique or project with the club? Demonstrate your project-in-progress at an upcoming BAT meeting. Contact program director Richard Hill for details.

2020 President's Challenge

Please Note: All submissions for the 2020 President's challenge are due December 8th.

First Challenge: for 2021 is to turn a candlestick.

Second Challenge: Turn a nice shaped bowl. [See pdf for more details.](#)

Third Challenge: Turn a matched set, like a pair of candlesticks, bowls or vases with the same size and shape.

Fourth Challenge: Turn 10 pens for the Troops. Contact Tom Szarek to get the pen kits.

Fifth Challenge: Multiaxis turning

Sixth Challenge: Holiday ornament

2021 President's Challenge Results

Name	Candlestick	Bowl	Matching Set	10 Pens	Multi-axis	Holiday Ornament
Andy Arconti	X	X	X	X	X	
Stuart Chase				X		
Ed Cohen				X		
Jim Conlon				X		
John Elder	X					
Jim Fisher	X	X	X	X	X	X
Ron Ford	X	X	X	X	X	X
Bob Geissel				X		
Greg Ham				X		
Lou Harris	X	X	X	X	X	X
Joe Heinlein				X		
Richard Hill				X		
Lou Jacobs				X		
Tomas Kalil	X					
Steve Kelban	X					
Dave Mardt	X	X	X	X	X	X
Jim Oliver		X				
Ted Rein				X		
Barry Woolf				X		

Baltimore Area Turners Meetings

November - Richard Finley (Note - meeting will be Saturday Nov 20th @ 9AM)

December - Remote meeting only—topic TBD.

January - Tim Yoder

BAT Club Discounts

- Mark Supik & Company - \$20 discount on instructional classes for members of BAT (www.marksupikco.com/workshops) 410-732-8414 mark@marksupikco.com
- Hartville Tools - 15% discount for club members plus free shipping. (www.hartvilletool.com) 800-345-2396
- Penn State Industries - 10% discount for club members. (www.pennstateind.com)
- Klingspor Woodworking Shop – 10% discount on all non-powered merchandise in catalog
- Exotic Lumber (Annapolis and Frederick) – 10% discount
- Freestate Lumber (Timonium) – 10% discount
- Lyle Jamieson Woodturning - 10% discount due to club demo (lylejamieson.com)

New BAT Website

Our Webmaster, Dave Mardt, has been working hard on a brand new BAT website, and it is up and running! New look and feel, and incorporates many new features we will be able to take advantage of now and in the future. The website address remains the same at <https://baltimoreareaturners.org>

One area that needs your attention is the Gallery. Dave has created a wonderful space for everyone to share their work. Please send pictures to bat@diadav.com and they will be posted.

Thanks again to Dave for this terrific upgrade!!

- BAT Board

New BAT Facebook

BAT has a new Facebook page. Close to 30 members have joined, but only a small handful are contributing content or posting information. This is a great way to stay in touch during these unusual times, and everyone is encouraged to take advantage of it.

To join, click on the following link and click on "**Accept**" at the top of the page:

<https://www.facebook.com/groups/355364505441249/?ref=share>

Please log on today and start sharing pictures, projects, etc.

- BAT Board

Want to build your woodturning skills?

The American Association of Woodturners (AAW) strives to deliver the publications and services that our members need to grow, connect, explore, and thrive in the areas of woodturning that are important to them. With nearly 16,000+ members and 360+ chapters internationally, AAW's many resources, including our award-winning *American Woodturner* journal, help our members to learn, create, and connect.



By signing up for a complimentary Guest membership, you can have limited access to a sampling of AAW resources for a full **60 days**. You'll be able to explore what the AAW has to offer, kick our tires, and hopefully decide to become a full-fledged, paid AAW member to benefit from everything the AAW has to offer.

Visit us at woodturner.org

BAT is a local chapter of the American Association of Woodturners (AAW) which serves the Baltimore metropolitan area. A wide range of skills and interests are represented by our members. Work ranges from small utilitarian project to galley art and includes pen making, bowls and platters, hollow forms, small projects, furniture spindles and architectural work. We are fortunate to include professional turners and published authors among our members. Membership is open to anyone with an interest in woodturning, and guests are always welcome.