

Echos From the "BAT" Cave

HANDS-ON



In July BAT held a set of hands-on demos. Before crowds of people, Louis Harris (*above*) sharpened oodles of tools and Chuck Cohen (*below*) turned a bowl from a chunk of wood. In addition, Don Schultz taught the finer points of pen making and Bob Rupp demonstrated his crafty spiraling jig.

MORE INSIDE



Visit us on the web at www.baltimoreareaturners.org

Baltimore Area Turners

BALTIMORE AREA

TURNERS

July, 2015

Volume 10, Number 7

Inside this issue:

Hands-On	2
Other Stuff	7

2015 Officers:

President

Ron Ford

Vice President

Stephen Jones

Treasurer

Wayne Kuhn

**Secretary /
Newsletter**

Richard Dietrich

Webmaster

David Maidt

Librarian

Clark Bixler

Public Relations

Stephen Jones

Program

Director

Ron Ford

Membership

Stephen Jones





Showing grinding technique



The importance of a light touch

**LOOK SHARP
FEEL SHARP
BE SHARP**

Louis Harris sharpened tool after tool on the slow speed grinder and his Sorby Pro-edge belt sharpener. Other members took turns at sharpening, shaping and honing tools. Loads of tools went home razor sharp.



Sparks fly as Louis sharpens



Wayne Kuhn also makes sparks



(Clockwise from above) Rouging out; cutting a tenon; hollowing; refining exterior; completed bowl.

BOWLING

Chuck Cohen turned a bowl from a chunk of walnut. The completed bowl was given to Tom Szerak to finish.





Planing with a skew



Passing the torch

PENMANSHIP

Don Schultz gave detailed instruction in pen turning, starting with blanks, ending with a finished pen. Others took turns learning skew technique.



Pressing components together



The finished pen




Bob sets up the device



Spiraled and filled bottle stoppers

Bob Rupp demonstrated his spiraling jig. This was an intricate device incorporating his mini-lathe, a Dremel with a spiral router bit, drawer slides, cables, and cranks to cut spirals in turned items. He uses spiral router bits from 1/16" - 1/8" diameter. After sanding, he fills the spiral grooves with Elmer's Carpenter's Wood Filler or Seam Fill (Formica filler) colored with dye.

SPIRALING INTO CONTROL



Router approaches piece to be cut






Cut in progress



Finished piece

DETAILS OF SPIRALING JIG





TURNING CLASSES

MARK SUPIK
WOODTURNING WORKSHOPS
 1 N. Haven St. Baltimore, MD 21231

E-mail or phone Nancy to register 410-732-8414

[Website](#)

ALL DAY WOODTURNING WORKSHOPS
 8:30 AM to 4:00 PM Lunch included Max. 6 Students
 \$150/class 20% discount for AAW and woodturning club members.

THE RIGHT START: introduction to the lathe, use of three basic tools used in spindle turning, great projects
 Saturday, Sept 26
 Sunday, Oct. 18
 Saturday, Nov 14
 Sunday, Dec 13

BASIC BOWLS TURNING: Basic bowl turning from log to finished bowl. No woodturning experience? Please consider The Right Start as your introduction to woodturning. Turned some bowls already? This class is a great review of proper technique to eliminate those catches and save on sand paper.experienced turners.

Sunday, Sept 27
 Saturday, Oct 17
 Saturday, Dec 12

MORE BOWLS: review the basics, bowl design, sharpening, natural edge bowls.

Sunday, Nov 15

RAFFLE NEWS

Maple, Black Walnut, Elm splits, Maple, Locust and River Birch logs, Padouk and African Mahogany pen blanks, Spalted Maple chunks, a curly English Walnut bowl blank, big and little casters, Maple, Beech, and Sapile spindle blanks, and an Ipe plank were donated to the July raffle by generous BAT members.
 Thanks to all!

BALTIMORE AREA TURNERS

Baltimore Area Turners usually meets every month on the second Wednesday of the month. Not in August. The August meeting will be our annual picnic held at Stan Dorman's Farm.
 (Details will be sent by e-mail)

Next meeting:
 August 22, 2015 at 12 Noon

Agenda: Food, fellowship, volley ball, fishing, relaxing and more. Bring a salad, side, or dessert to share and something for the Bucket Raffle.

PRESIDENTIAL CHALLENGE

President Ron Ford has announced the 4th Presidential challenge for 2015:

Turn a set of matching candlesticks. Must be 6" or taller.

Display space will be set up at the September, 2015 meeting for candlesticks and other Presidential Challenge entries.