

Echos From the "BAT" Cave

Baltimore Area Turners

BALTIMORE AREA



TURNERS

HANDS-ON, JERRY KERMODE, ACC



Between blizzards, BAT had a busy month. Starting with a hands-on session, continuing with a Jerry Kermode turning demo and, finally, demonstrating at the ACC show. *Above: Laurie Kellum makes sparks fly as Wayne Kuhn watches. Below: Mark Supik watches as Jerry begins his demo to a packed house at his woodturning shop.*

MORE INSIDE



Visit us on the web at www.baltimoreareaturners.org

February, 2014

Volume 9, Number 2

Inside this issue:

Hands-On	2
Jerry Kermode	4
ACC Show	6
Other Stuff	7

2014 Officers:

President

Yaakov Bar Am

Vice President

Bob Pegram

Treasurer

Wayne Kuhn

Secretary / Newsletter

Richard Dietrich

Webmaster

Stephen Jones

Librarian

Clark Bixler

Public Relations

Yaakov Bar Am

Program


Director

Bob Pegram

Membership

Ron Ford





Wayne came well armed for sharpening.

HANDS-ON

Despite the approach of a major snowstorm, a large number of BAT members braved the cold roads to try their hands at various turning techniques.

Using the General lathe, **Bob Pegram** finish-turned several rough-turned bowls. Despite some technical difficulties with the lathe, he was able to demonstrate truing up the out-of-round tenon, turning the interior and exterior, and reverse chucking with a jam chuck to turn off the tenon.

Wayne Kuhn was well-prepared to teach sharpening. He had diagrams of popular grinds, a protractor for measuring grind angles, and a Wolverine sharpening jig. He had numerous tools to practice on and several members brought some of their tools in to sharpen. Lots of folks took a turn making sparks as they sharpened their gouges, scrapers, and skews.

(Continued on Page 3)



Bob came well equipped as well.



Truing the tenon.



Shaping the exterior.



HANDS-ON

(Continued from Page 2)

Spindle master **Louis Harris**, demonstrated spindle duplication. Stephen Jones brought in a broken chair rung to be reproduced. Things were going swimmingly until, half way through, the lathe refused to spin. Diagnostic surgery by several BAT members pinpointed the on/off switch (Jet Part # JML-65) as the culprit. Luckily,

Clark Bixler happened to have his Delta midi-lathe in his trunk. (He says he never leaves home without it.) The lathe worked like a charm and turning proceeded. Thanks, Clark, for saving the day.



Clockwise from upper left: Louis explains the process; Blank roughed out; Details marked out; Diagnostic team at work; Clark to the rescue; Back to work



Mark introduces
Jerry



Controls on the vintage
Oliver Lathe



Starting with
sharp tools.

JERRY KERMODE DEMO


BAT members, Mark and Nancy Supik hosted Jerry Kermode for another excellent turning demonstration on 2/19/14. The standing-room-only crowd was captivated by his sharing of turning knowledge and his running commentary. He turned 5 items from wood he had brought from California and some supplied by Mark. His turning career predates the introduction of the Irish (swept back) grind of gouges; he prefers the English (not swept back) grind for bowl turning. He eschews the skew and uses a mix of bowl and spindle gouges for his projects. His approach is to know how the wood fibers are aligned and how the chisel will cut and allow the cut to be made rather than forcing the cut. This he demonstrated over and over in his projects.

He started by turning a wine cork. He took a piece of Redwood mounted on a 1/8" dowel held in a collet chuck. After turning and sanding, he wiped with mineral oil, then finished with a mixture of BLO and Zinzer shellac. He turned a snap top á la Bonnie Klein from a piece of Maple. This he decorated with a chatter tool made from an old jigsaw blade held in locking pliers and colored with Sharpie markers.


(Continued on Page 5)



Turning a wine cork



Reflecting between
projects



Finishing the oil lamp



Jerry mesmerizes young and old alike



Mark Supik's bread and butter - architectural turning and beer taps

6'1" tall Clark Bixler standing next to an 8' swing lathe

MORE JERRY

(Continued from Page 4)



Applying chatter work (*above*) and color (*below*) to a snap top



Next was an oil lamp. A 1 ½" hole was drilled in the Redwood blank to accommodate the mandrel. The piece was turned down to a mark on the mandrel which showed the height of the glass lamp insert, then turned to a pleasing shape and finished like the wine cork. He said he could make six of these an hour. The final spindle piece was a mushroom turned between centers from a spalted piece of white wood. It was turned entirely with a gouge except for the hollow under the cap which was scraped out.

After a break, he rough turned a bowl out of a piece of very fresh Cherry.

All items were raffled during the demo as were some other wine cork blanks and a Mark Supik tee-shirt.

Jerry is an excellent turner and teacher. His demonstrations are always entertaining and informative. This one was no exception. Thanks to Jerry and thanks to Mark and Nancy for hosting the excellent demo.



Roughing the bowl blank



Chucking the tenon



Curly shavings erupt as Jerry's gouge hollows the bowl



(Clockwise from above)
Wayne Kuhn finishes a weed
pet bud vase,
BAT's own [Keith Holt](#) -
carved form with gesso
[Gordon Browning](#) - Hollow
Forms
Paul S. Petrie, Jr - Dave's
Vessel
Craig Lossing - turned lidded
vessels
Deborah Kermode dealing
her husband, Jerry's work

The 2014 ACC show was daz-
zling. World-class turners and
other artisans displayed their
arts as BAT members dem-
onstrated various aspects of
turning on the newly repaired
Jet mini-lathe. Thanks to **Jim
Oliver, Don Keefer, Dave
Maidt, Don Schultz, Richard
Dietrich, Wayne Kuhn, and
Lou Harris** for their participa-
tion.

Here are a few examples of
turnings on display.

ACC SHOW



Zoom in on these photos
to see the exquisite detail.



(The piece above is featured on the back cover of the
February, 2014 American Woodturner)



RAFFLE NEWS

Lots of wood was made available for raffle by BAT members. There were Chestnut, Cherry, Mulberry and Ash splits, a Mahogany plank, spalted Maple pieces, Maple logs, and a bag of assorted molding cutoffs. Thanks to all who contributed.

BALTIMORE AREA TURNERS

Baltimore Area Turners meets every month on the second Wednesday of the month. The next meeting will be held at the Boumi Temple at

5050 King Avenue
Baltimore, MD 21237-3325

Next meeting:
March 12, 2014 at 7:00 PM

Agenda: [Warren Carpenter](#) Demo



WELCOME NEW BOARD MEMBER, RON FORD

Ron Ford joined the Board late last year as the Membership and Brandware Chairman. His responsibilities include collecting membership applications and dues, issuing Membership Cards, and handling BAT brandware - shirts, caps and more emblazoned with the BAT logo. (He is modeling the polo shirt in the photo below.)

If you have not paid your 2014 dues, please see Ron as soon as possible.



PRESIDENT'S CHALLENGE

BAT President Yaakov Bar Am has announced the first President's Challenge for 2014:

March – Turn a Cup and Ball toy.

(This is the first entry in the Second Susan Shane Memorial Iron Man Challenge.)